

Body specification

Oyster white
(CGCC colour steel plate)
JPMA No. H27-85B correspondent
(Japan Paint Manufacturers 2015 H-edition)

Aluminium
(Anodizing)
※ Aluminium frame only
※ Except GF


Stainless
(SUS304 Hairline)
※ G series only top frame
(Except Gf)

Sheet line up




SS clear
Transmittance 68%
Visibility ★★★★★
Insect-proof effective ★★★★★
Flameproof certified : F-26183
Thickness : 1.0mm

compare with conventional clear transparency is developed secure safty when pass through and keep room brightness by contribute energy saving.



Magic option
Prevent attractive to flying insects 80.7%
Insect-proof effective ★★★★★
Visibility ★★★★★
Flameproof certified : F-27303
Thickness : 0.78mm

Green outside for prevent invaded by outside insects. Yellow inside make inside factory brighter and guide invaded insect to outside.



Electrification-proof nonflammable sheet
Noncombustible flameproof certified
Antistatic ★★★★★
UVprotection ★★★★★
Noncombustible certified : NM-3553
Flameproof certified : F-24171
Thickness : 0.53mm
Certification of incombustible and flameproof, usable at explosion proof areas.



Rat-protection bottom sheet blended with high concentration capsaicin
Flameproof certified : F-25041
Thickness : 0.53mm
New develop from the voice of customer such as food factory, rats biting the sheet and enter inside problem.

Varieties of sheet colour available




Clear Orange/Semitransparent orange Opacity blue Opacity orange Opacity black Opacity Silver

※This photo is only image, colour may different from actual product. Product appearance and specification can change without notice.
※Flame proof product number "N-0793"
※Antibacterial orange sheet will be out of Eco Mark certification.
※SS clear, Opacity blue, orange, silver may not be produced. Depends on door size. Please ask for more information show order specification
※Magic Optron is a joint development products of Ikari Co.,Ltd and Taisei fine chemical Co.,Ltd

Option equipment can be chosen according to the application and size

Please specify the option equipment which suit to your usage of the sheetshutter when order.

Operating sensor




Type A
Infrared spots : 32
W221×H63×D30

Type B
Infrared spots : 4
W100×H130×D100

Type C
Infrared spots : 60
W265×H61×D37.5
※Obstacle detection setttable

Type D
Infrared spots : 60
W267×H61×D45
※Obstacle detection setttable

Obstacle detect sensor




PHA model embedded type
W14.5×H33.4×D35

PHB model embedded type
φ15×D15

Revolving light
AC200V
W116×H220×D152.5

Traffic light
DC24V
W70×H229×D80

Switch up down



Embedded type /Outcrop type
1 point, 3 points, non-contact switch
W52×H112×D193 (Outcrop 1 point, 3 points switch)
W52×H112×D193 (Outcrop non-contact switch DC5V)
W52×H112×D23.5 (Outcrop non-contact switch DC24V)

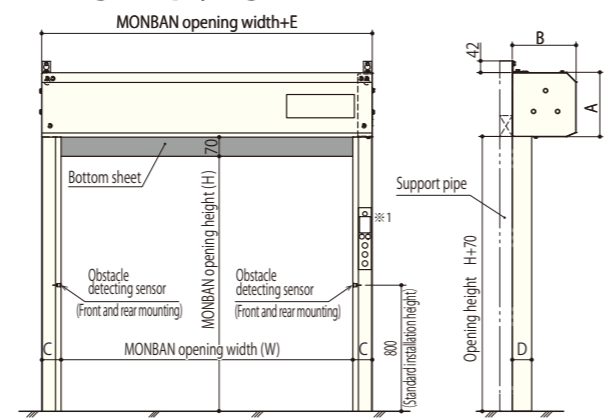
Rain proof model
1 point, 3 points switch
W60×H120×D67 (1 point)
W49×H152.5×D34 (3 points)

Pull switch
W68×H140×D62

Remote control
W52×H85×D8.7 (Transmitter)

Fitting simply figure

※Figure of G062



	G062	G022	G114	G024	G119	G219	GF17	GF22	G125	G145
A	190	240	230	280	300	300	280	320	191.8	231.8
B	180	180	230	230	300	300	280	330	200	240
C	50	50	70	50	70	70	73	73	90	90
D	53	53	70	53	70	70	90	90	200	240
E	100	100	140	100	140	140	154.6	154.6	180	180

【Caution】
Please always attach one set of front and rear obstacle detection sensor.
Additionally, please check the optimal position, objects and number of passing in advance.
※1 In case of using separated controller, cannot use panel built-in frame.

Happygate MONBAN with varies specifications for customers in every environment.

Cold storage and refrigerator model -25 °C ~ 5 °C warehouse entrance or use as partition | **Explosion proof model** The air drive + air control system installed in high explosion proof areas | **High temperature heat-resistant model** In the entrance of a high-temperature environment such as 100 °C of drying booth

小松電機産業株式会社 KOMATSU ELECTRIC INDUSTRY CO.,LTD.

HEAD OFFICE Matsue-Konan-Technopark, 735-188 Nogifukutomicho, Matsue-shi, Shimane, Japan
Tel : 050-3161-2487

TOKYO BRANCH OFFICE 5FL., Takakuwa Build., 1-18-13 Hamamatsu-cho, Minato-ku, Tokyo, Japan
Tel : 050-3161-2483

OSAKA BUSINESS OFFICE 2-6-37 Nakashinkai, Higashiosaka-shi, Osaka, Japan
Tel : 050-3161-2484

KOMATSU KOREA KOFOMO Techno Center 2-718, 341, Gongdan 1-daero, Siheung-si, Gyeonggi-do, Korea(1289-5, Jeongwang 1-dong)
TEL 82-31-498-6655

Received award
1991 : Medium and small business research prize
1991 : The highest prize of new business Grand-Prize
1993 : Regional Companies contributor Award
1995 : Science and technology agency
"The selection as remarkable invention"
2007 : Minister of land, Infrastructure and Transport prize
2012 : The Japanese Grand-prix prize for an excellent work
2012 : Japanese Grand-prix Prize for an excellent work. Creation of new industries
2016 : Global Innovation Company Commendation (KOMATSU KOREA)

<https://www.komatsuelec.co.jp/monban/>

※1.Please install at place that the product will not directly to the rain and water. ※2.Please refrain from using at place such as coastal areas, various types of metal powder, chemicals for use in corrosive atmosphere or places of environmental conditions such as condensation and freezing and poisonous gas. ※3.The production of the body (W / H) will be 100mm unit. ※4.Please contact us for size out of standard production range. Please note that it may not be able to manufacture. ※5.Appearance and specification of product may be change for improvement the quality without prior notice. ※6.Please use read the instruction manual correctly and carefully for using. ※7.Please use read the instruction manual correctly and carefully for using.

The contents of this catalog is issued on August 2016 currently. 1608-01All rights reserved without permission.



Create space value

Save power, Save energy, Quality control

happy gate 門番 monban

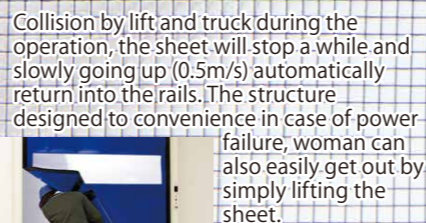
Incredible effects to the environment and air-conditioning.



Sheet out by collision is automatically return to the rails easily



MONBAN original tube is gently smoothly open and close with high durability



※Attaching the back up power supply could secure the passage (optional)

Extra high speed

Self-repairing system

Silent

Hi durability

Hi grade airtight

happygatemonban Product introduction video



Patent pending

KOMATSU ELECTRIC INDUSTRY CO.,LTD.

G Series indoor · pipeless type
 G062 / 022 / 114 / 024 / 119 / 219 / GF17 / 22

Insect proof, dust proof
 Energy saving and air-conditioning
 Improve working environment

Width 600 ~ 4500
 Height 600 ~ 4500 Unit : mm



G114 W2000×H3000



GF16 W2600×H2700



G104 W2000×H2300



GF17 W2400×H2700

Evolution of high-speed opening and closing, self repairing system, silent, high durability and high grade airtight

Pipe-less shutter reborn, in more fast, more quiet, and more safety.

Extra high speed

The highest opening speed in the industry.
3.2 (G119 highest speed) m/sec

Normal operation by operation sensors or switch

Extra opening speed 3.2m/s
Safety closing speed 0.7m/s
 the operation of start up sensor or switch will be ran by machine usually driving shorten opening time , efficiency operation is developed concurrently with the improvement of preventing of insect, dust, outside air and energy saving
 ※Opening and closing speed you can change according to the application. Adjustable speed, please refer to the following specification.

Reverse opening for safety

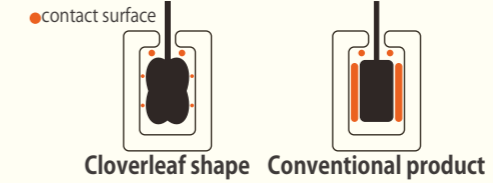
middle speed **1.5** m/sec phototube sensor detecting, scan. going up except the lowest position
 low speed **0.5** m/sec detect touching or bear while machine is running

Silent

Heavy duty less maintenance

Operating noise reduced 10% compared with conventional Quietness by MONBAN tube
 Sheet both sides using MONBAN tube instead of conventional fastener for more silent operation and prevent damage.

Cross-section drawing



High grade airtight

Structure of air tight achieve high grade airtightness (Optional order)

Air tight seal attached to the top frame with high insect and dust proof effect, and ideal for a variety of clean environment.



※circulating air at 10Pa
 ※Carried out testing at JIS A 1516 indoor airtight examination center
 ※Our products can be any number of airtight seals.
 ※Wind pressure performance can be different depending on the size
 ※Air tight seal attached on the top frame only.


Built-in controller, easy to move



Controller built in the top frame or side frame, saving wiring and space, Easy to move or relocate

※G062/GF17/22 using separate controller

Compact design



40% compacter than the conventional model Suitable for the entrance of the factory and office

Separate controller

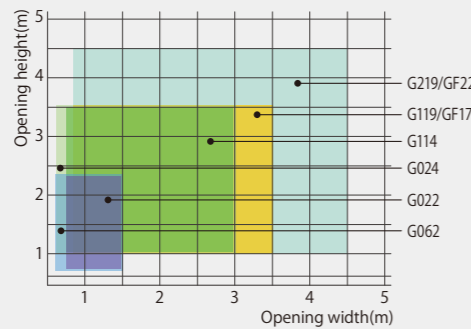
Please use separate controller if install to the location where the influence of water is assumed.



GA controller W170×H630×D80 (For G062/114)

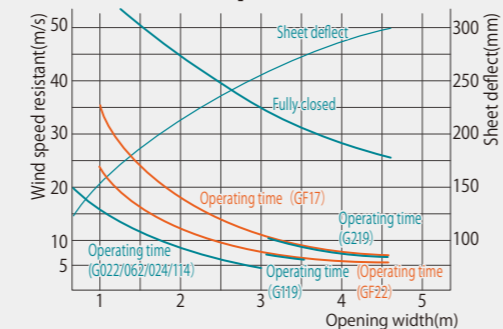
KVA controller W242×H400×D105 (For G119/219/GF17/22)

Installable dimension



※G022/024 controller built in top frame.
 ※G114/119/219 controller built in side frame
 ※GF17 / 22 medium-pressure difference environment model
 ※Please use separate controller if install to the location where the influence of water, such as rain or condensation is assumed.

Wind resistant performance



For install in order to adjust the room pressure for hygienic control, please refer to below model guideline.

Room pressure difference Fully closed Within 10 Pa G062/022/114/024/119/GF22
 Room pressure difference Fully closed Within 20 Pa G219/GF17

※Number and pressure resistance performance is varies depend on the room pressure difference.

Specification

Type	Model	G062	G022	G114	G024	G119	G219	GF17	GF22
Manufacturable Dimension	Opening width (mm)	600 ~ 1500	700 ~ 1500	600 ~ 3000	700 ~ 3000	800 ~ 3500	800 ~ 4500	800 ~ 3500	800 ~ 4500
	Opening height (mm)	600 ~ 2300				1000 ~ 3500		1000 ~ 4500	1000 ~ 3500
Opening & closing m/c	Input power source	Single-phase AC200V ~ 230V± 10%							
	Output	0.2kW		0.4kW		0.95kW			
	Opening Speed (Setting when shipment) (m/s)	3.0 ~ 1.5 [2.0]	3.0 ~ 1.5 [2.0]	3.0 ~ 1.5 [2.0]	3.0 ~ 1.5 [2.0]	3.2 ~ 1.2 [2.0]	1.5 ~ 0.7 [1.5]	1.5 ~ 0.7 [1.5]	1.5 ~ 0.7 [1.5]
	Closing Speed (Setting when shipment) (m/s)	1.5 ~ 0.5 [0.7]	1.5 ~ 0.5 [0.7]	1.5 ~ 0.5 [0.7]	1.5 ~ 0.5 [0.7]	1.5 ~ 0.5 [0.7]	1.5 ~ 0.5 [0.7]	1.5 ~ 0.5 [0.7]	1.5 ~ 0.5 [0.7]
	Reduction Speed Ratio	1/10		1/14		1/10		1/23	
Control roller	Reduction method	Planetary helical gear reduction method							
	Built-in top frame	—	●GA	—	●GA	—	—	—	—
	Built-in side frame	—	—	●GA(In the right side frame)	—	●GA(In the right side frame)	●GA(In the right side frame)	—	—
Side frame	Separate controller	●GA	—	●GA	—	●KVA	●KVA	●KVA	●KVA
	Aluminum frame	●	●	●	●	●	●	—	—
	Colour · stainless steel	—	—	—	—	—	—	●	●

※Using frequency: 100 times/hr ※Using environment: ambient temperature more than -10 °C less than 40 °C (except frozen state), ambient humidity: RH85% or less
 ※ G Series is for indoor installation type. G219 is using bottom weights up type. ※Operation switch is installed at the right frame. However, G114 / 119/219 in the case of H2200 or less, it will be installed in the left frame.
 ※Controller : G022 / 024 is built-in top frame only, G114 placed side frame or use GA separate controller, G119 / 219 built-in side frame or use KVA separate controller.